


Bjarne Fries Rods



www.fries-rods.dk

**Bjarne Fries Rods
Vester Altanvej 24, 4. th.
8900 Randers
Denmark**

Phone + fax: +45 86 424222

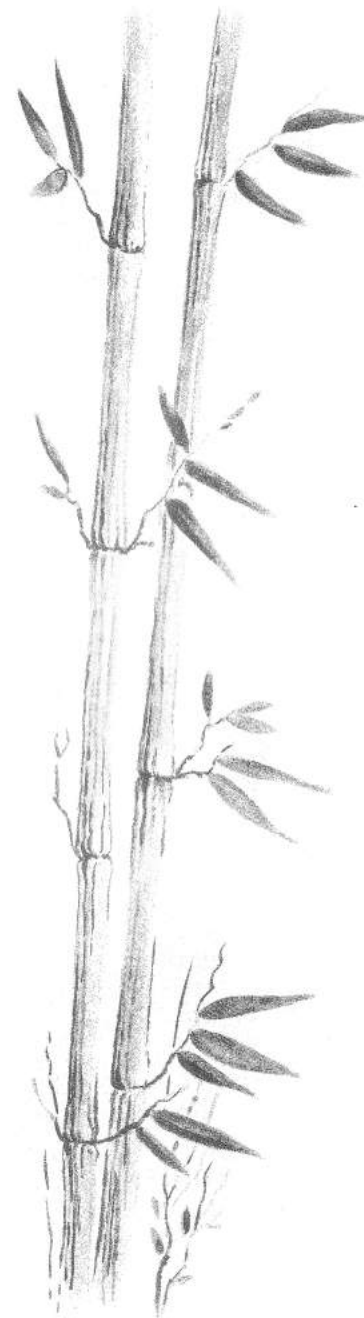
Mail: bjarne@fries-rods.dk

www.fries-rods.dk

Fries Rods

Bamboo Fly Rods

Made in Denmark



BJARNE FRIES RODS

Contents:

Page 4 - 5:	General informations
Page 6 - 7:	The F.I.B.H. - ferule, Models and Actions
Page 8 - 9:	The Katana & Connoisseur Models
Page 10 - 11:	Finally
Page 12:	Rodmodels - Individual Models
Page 13 - 14:	Order Form
Page 15:	Prices

Bjarne Fries



A couple of finished rods! From left:

- 1) 3-piece rod with 2 tips, flamed
- 2) 2-piece rod, natural
- 3) 3-piece rod, natural

Bjarne Fries Rods

Bjarne Fries

Vester Altanvej 24, 4. th.

DK-8900 Randers

Denmark

Phone + fax: +45 86 424222

Mail: bjarne@fries-rods.dk

www.fries-rods.dk

Bjarne Fries

I was born in 1952, and after finishing high school I studied the classical guitar for 2 years , was introduced to fly fishing, got hooked, and soon got completely obsessed with Bamboo rod building. I have 3 wonderful girls from my first marriage and am now married to Hanne, the love of my life, who helps me by sewing the rod bags and keeping the books of the firm. Besides rod building and fly fishing I love to paint in watercolor.

General informations about Fries Rods

To built one of my rods takes about 40-45 hours of handicraft. The bamboo going into one of my rods all comes from the same culm of bamboo of the highest quality and is split by hand. The strips are heat treated in an oven and then planned by hand to extremely close tolerances. I am sure you will not find bamboo rods built with more precision than my rods anywhere. All rods are finished with white silk windings which will appear invisible after being varnished or with golden brown silk windings. Guides are the American style of highest quality in a golden finish that suit the bamboo colour beautifully. The ferules of nickel silver are made by myself. In addition to the oven heat treatment I also offer a special flaming treatment, which leaves the finished rod with darker spots al along the blank. Finally the rods are finished with a high quality varnish.

Delivering

Each rod is delivered in a cloth bag and a very solid and beautiful aluminium rod case of my own design.



Checking straightness of a rodsection!

The F.I.B.H. - Ferule

During the last year I have been working on a world wide novelty: The F.I.B.H.-ferule! (Fries Integrated Bamboo Hexa-ferule).


The result is a ferule (all out of bamboo!), where the female part with a hexagonal hole to fit the top part of the but section is built into the lower part of the tip section. This gives a very light (weight: ca. 1,5 gram), elegant and flexible assembling of the rod parts and eliminates any twisting of the tip section. The same rod model with my F.I.B.H.-ferule compared with a nickel silver ferule will be lighter, have an improved balance and have a higher natural rod speed.

I am very proud as the only rodmaker in the world to be able to offer my unique F.I.B.H.-ferule to my customers!


Models and Actions

Most of my rod models have a semiparabolic action and are designed with a compound taper. The faster models will need more loading before they work down to the grip, the slower models work deep almost immediately. When I talk of rod-speed, I mean the rods natural rhythm when casting distances of 10 meters with a fixed line (no hauling). The compound tapers will allow the caster to slow down or accelerate the rods natural speed. This ability I call tempochange. The shorter, faster rods have a smaller area of tempochange than the longer, slower rods.

Although my considerations when designing the tipportion of the rods lean towards the lighter tips suitable for fishing



The F.I.B.H. - ferule: Left: upper but end. Right: lower tipsection with swell and hexagonal hole to fit the but



The unic F.I.B.H. - ferule (Fries Integrated Bamboo Hexagonal Ferule)



4-piece rod with my F.I.B.H.-ferule

fine leaders and delicate drills, as well as giving the rod an excellent balance, the use of compound tapers allow me to put enough material on strategically important areas to give a good transfer of energy from rod to line. But still my rods are foremost fishing rods and not »casting machines«. My rod tapers allow casting with great ease so a day of fishing will be a joy and not hard work.

Katana Series

A few words in connection with the rods of the Katana series. This series of rods evolved from some inspiring talks and letters with some Japanese friends. The actions of these rods, »New Semiparabolic Action« is something new. One could call it amalgamation of tip, semiparabolic and parabolic action. On short casts they work as tipaction rods, on short to medium long casts they work semiparabolic rods, and on medium to long casts they give you the power of a parabolic rod.

Connoisseur Series

My intention with the Connoisseur series was to design and build the lightest and most delicate fly rods for a given line weight. You will be able to find many rods in my program which are more effective in regard to catching fish under varying conditions than rods from »Le Connoisseur« series. But if you are looking for a rod that can give you the most pleasure and excitement while fishing, I would recommend you to choose among the rods from »Le Connoisseur« series or »The Noodle«. Just to cast these rods is an experience in itself and to fight even small fish of 7-9 inch is great fun.



Checking diameter of a rod section!

The problem with people not used to bamboo rods is that they fight against the weight of the rod instead of using it to help them cast more easily. One has to learn that once the weight of the rod is put into motion one can relax, the momentum of the higher weight will finish the job of casting the line more easily. People used to graphite rods will be best advised to choose among such models as »The Tightloop«, »Katana 704«, Katana735«, »Gusty«. »Melodic« or »Antigravity5-6« to experience the merits of bamboo.

Finally

Although I only have built rods seriously since 1977, and the oldest rod I still use is 20 years old, I am convinced that my rods, given proper care, will serve you well for a lifetime. Materials and craftsmanship are the very best and the actions of my rods are of a kind that distribute the stresses throughout the hole length of the rod.

I wish you many a tight line with one of my rods

Sincerely yours,



Bjarne Fries
Rodmaker



Each strip is planed by hand!

List of Bjarne Fries Rodmodels Individual Models

Name:	Length	Line no.	Weight (in gram)	Action	Rodspeed
The Tightloop	7'0"	# 5	94	P.S.P.	F.
The Delight	7'3"	# 4-5	83	P.S.P.	M.
The Gusty	7'6"	# 5	103	P.S.P.	M.F.
The Gusty S (Stronger)	7'6"	# 5	106	P.S.P.	F.
The Garrison 209E	7'9"	# 5-6	103	P.S.P.	M.
The Noodle	8'0"	# 2-3	73	D.S.P.	S.
The Mahagonny	8'0"	# 4-5	92	P.S.P.	S.M.
The Melodic	8'0"	# 3-4	82	P.S.P.	M.
The Melodic	8'0"	# 5	105	P.S.P.	M.
The Windbeater	8'0"	# 6	122	P.S.P.	M.F.
The Pendular	8'6"	# 4	90	P	S
The Antigravity	8'6"	# 3-4	95	P.S.P.	S.
The Antigravity	8'6"	# 4-5	107	P.S.P.	S.M.
The Antigravity	8'6"	# 5-6	122	P.S.P.	M.F.
The Antigravity	8'6"	# 6-7	128	P.S.P.	M.

The Katana Models

The Katana 633	6'3"	# 2-3	57	N.S.P.	M.F.
The Katana 703	7'0"	#3	65	N.S.P.	M.F.
The Katana 704	7'0"	# 4	80	N.S.P.	M.F.
The Katana 733	7'3"	# 3	68	N.S.P.	M.F.
The Katana 735	7'3"	# 5	89	N.S.P.	M.F.
The Katana 763	7'6"	# 3	70	N.S.P.	S.M.
The Katana 764	7'6"	# 4	87	N.S.P.	S.M.
The Katana 765	7'6"	# 5	93	N.S.P.	S.M.
The Katana 793	7'9"	# 3	72	N.S.P.	S.M.

The Connoisseur Models

Le Connoisseur 633	6'3"	# 2-3	50	D.S.P.	S.
Le Connoisseur 703	7'0"	# 2-3	58	D.S.P.	S.
Le Connoisseur 733	7'3"	# 2-3	61	D.S.P.	S.
Le Connoisseur 763	7'6"	# 2-3	64	D.S.P.	S.
Le Connoisseur 793	7'9"	# 2-3	67	D.S.P.	S.

Type of Action

D.S.P. = Deepworking Semi Parabolic	Rodspeed: (See page 6 "Models and Actions")
P.S.P. = Progressiv Semi Parabolic	S. = Slow
N.S.P. = New Semi Parabolic	S.M. = Slow - Medium
P = Parabolic	M. = Medium
	M.F. = Medium - Fast

F. = Fast

Prices see page 15

Order form of Bjarne Fries Rods

Date of order: day: _____ month: _____ year: _____

Name of the orderer: _____

Address of the orderer (the rod will be send to this adress): _____

Phone number of the orderer: _____

Fax number of the orderer: _____

E-Mail adress of the orderer: _____

Name of the rodmodel: _____

Line no.: _____ Length: _____ Quantity: _____

Silkwindings: _____ Golden Brown: _____ White: _____

Inscription of the owners name: Yes: _____ No: _____

(If Yes) Please inscribe the name as: _____

Garrison type hookkeeper: Yes: _____ No: _____

Special Orders

Special flaming treatment (extra 600DKK): Yes: _____ or No: _____

Extra tip section (extra 40% of rodprice): Yes: _____ or No: _____

Extra tip section for F.I.B.H.-ferule rods (40%of rodprice +2000,DKK): Yes: _____ or No: _____

Please make 3-piece rod (extra 600DKK): Yes: _____ or No: _____

Please make 2-piece rod with F.I.B.H.-ferule(extra 2000DKK): Yes: _____ or No: _____

Please mak 3-piece rod with F.I.B.H.-ferule(extra 4000DKK): Yes: _____ or No: _____

Signature



To: Bjarne Fries
 Address: Vester Allanvej 24, 4. th.
 DK - 8900 Randers
 Denmark

*Stamp
 here!*

Prices:

Rods up to	8'	DKK. 11000,-
	8`6	DKK. 11500,-
	9'	DKK. 12000,-
	9`6	DKK. 12500,-

Extra tip section: 40% of rodprice

Special Flaming:	DKK. + 600,-
3-Piece Rod:	DKK. + 600,-

2-Piece Rods with F.I.B.H.-ferule:
 DKK. + 2000,-

3-Piece Rods with F.I.B.H.-ferule:
 DKK. + 4000,-

Extra tip for F.I.B.H.-ferule rods:
 40 % of rodprice + 2000 DKK

Postage and Insurance: DKK. 400,-

My Bankers:

Den Danske Bank
 Swiftcode: DABA DK KK
 Reg.no.: 4710
 Account no.: 327912

Payment by Post:

Giro Account: Copenhagen
 4 53 53 75

The grip and reelseat of a Fries Rod, light, reliable, classical elegance

